

SPLIT-PAK™ PRE-ASSEMBLED REMOTE REFRIGERATION SYSTEMS



SPECIFICATIONS FOR: SPLIT-PAK™ PRE-ASSEMBLED REMOTE REFRIGERATION SYSTEMS

STANDARD FEATURES

CONDENSING UNIT

- Galvanized steel rack
- Accessible hermetic, welded hermetic or scroll compressor**
- R-404a
- Initial oil charge
- Suction service valves **
- Discharge service valves on semi-hermetic units**
- High and low pressure controls
- Liquid line receiver with fusible plug, liquid shutoff valve & charging port
- Rippled aluminum fins with staggered copper tubes for high efficiency
- Aluminum, direct drive, propeller fan blades

EVAPORATOR

- Rippled aluminum fins with staggered copper tubes
- Aluminum, direct drive, propeller fan blades
- Electric defrost heater (low temperature systems)
- Low profile ceiling mount for minimum loss of working space

STANDARD COMPONENTS/FEATURES

- Liquid line filter drier (factory installed)
- Sight glass (factory installed)
- Expansion valve (factory installed)
- Room thermostat (factory installed)
- Electric defrost timer
- UL Approved System for outdoor applications
- Standard voltages 115/60/1; 208-230/60/1 and 208-230/60/3 (not all systems available in 115/60/1 or 208-230/60/3)
- 18 months parts and labor warranty

OPTIONAL FEATURES

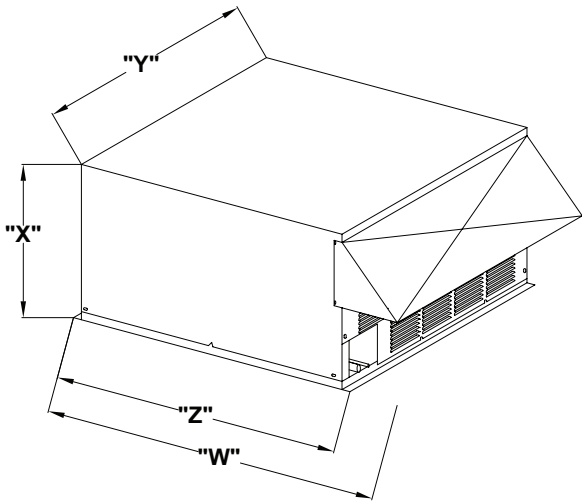
- All-weather hoods
- Copper fins on evaporator coil
- Crankcase pressure regulating valve
- Crankcase heater with high ambient cutout
- Electric defrost for normal temperature systems
- Fused Disconnect
- Other voltage including 480/60/3, 220/50/1, etc.
- Outdoor ambient controls
- Pre-charged system with quick connect pre-charged lines (up to 50 feet)
- Pre-piped (includes liquid line drier, sight glass, installed on rack)
- Pressure relief valve
- Pre-wired (requires condensing unit/unit cooler interwiring)
- Protective coatings for evaporator coils (high temperature applications)
- Special temperature application
- Standard profile evaporator
- System prepped to liquid and suction line "shut off" valves or pre-charged bulkhead on condensing unit mounting base
- Vibrasorber on liquid line (Semi-Hermetic only)
- Vibrasorber on suction line
- Water cooled condensing units
- 5 year compressor warranty



Nor-Lake, Inc.
Registered to ISO 9001:2008
File No. 10001816

* All refrigeration sized to customer specified product load requirements.
** Scroll compressors used on certain hermetic applications.
** Consult factory for compressor style available on specific systems.

Remote Refrigeration Rack



Rack	Dimension "W"	Dimension "X"	Dimension "Y"	Dimension "Z"
Rack "A"	42" Deep	19" High	26-3/4" Wide	35" Deep
Rack "B"	48" Deep	22" High	36-1/2" Wide	37-1/4" Deep
Rack "C"	72-1/8" Deep	34" High	32" Wide	56-1/4" Deep
Rack "CC"	63-11/16" Deep	31" High	46-3/4" Wide	48-3/4" Deep
Rack "D"	72-1/16" Deep	44" High	67" Wide	54-1/2" Deep
Rack "E"	75-1/8" Deep	41-1/4" High	42-1/4" Wide	58" Deep
Rack "S"	59-1/2" Deep	25-1/4" High	36-1/2" Wide	49" Deep

Dimensions Include Optional Hood

WITH OPTIONAL LEGS, ADD 4"
TO DIMENSION "X".

Air Cooled, Welded Hermetic Refrigeration Systems
+35°F Operating Temperature -- 100°F Ambient Temperature
 Condensing Unit/Unit Cooler Balance
 16 Hour Run Time

CONDENSING UNIT

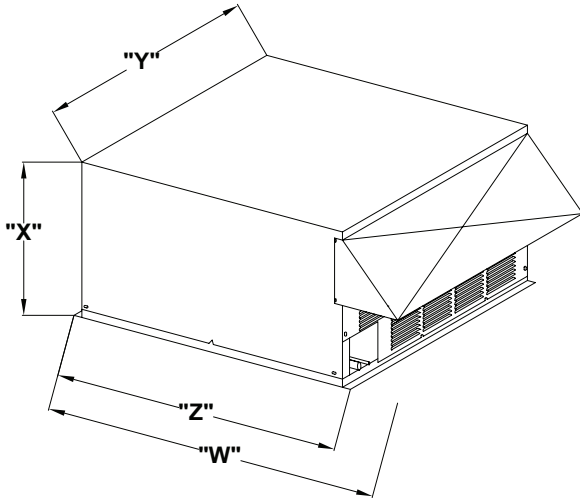
UNIT COOLER

MODEL NUMBER	COMP RLA	COND UNIT MCA**	C.U. MAX FUSE**	RACK SIZE	MODEL NUMBER	SIZE (INCHES)	COIL MCA**	COIL MAX FUSE**	UNADJUSTED BTU/HOUR	AVAILABLE BTU/HOUR	REFRIG	SYSTEM MCA	SYSTEM MAX FUSE
NAWD50RL0	10.5	14.5	25	A	SA18-53B-AE	27.5L x 15D x 15.25H	.9	15	4,630	4,389	R-404A	15.4	25
NAWD75RL4	9.0	12.1	20	A	SA28-76B-AE	41.5L x 15D x 15.25H	1.8	15	6,880	6,639	R-404A	13.9	20
NAWD125RL4	7.7	10.7	15	A	SA28-97B-AE	41.5L x 15D x 15.25H	1.8	15	8,440	7,958	R-404A	12.5	20
NAWD125RL3	5.5	8.0	15	A	SA28-97B-AE	41.5L x 15D x 15.25H	1.8	15	8,440	7,958	R-404A	9.8	15
NAWD150RL4	12.4	16.6	25	A	SA28-122B-AE	41.5L x 15D x 15.25H	1.8	15	10,900	10,418	R-404A	18.4	30
NAWD150RL3	8.1	11.2	15	A	SA28-122B-AE	41.5L x 15D x 15.25H	1.8	15	10,900	10,418	R-404A	13.0	20
NAWD150RL7	3.6	5.8	15	A	SA28-122B-AE	41.5L x 15D x 15.25H	1.8	15	10,900	10,418	R-404A	7.6	15
NAWD200RL4	10.9	14.8	25	B	SA28-134B-AE	45.5L x 15D x 15.25H	1.8	15	13,800	13,318	R-404A	16.6	25
NAWD200RL3	8.6	12.0	20	B	SA28-134B-AE	45.5L x 15D x 15.25H	1.8	15	13,800	13,318	R-404A	13.8	20
NAWD225RL4	13.8	18.5	30	B	SA38-160B-AE	63.5L x 15D x 15.25H	2.7	15	15,800	15,077	R-404A	21.2	30
NAWD225RL3	9.5	13.1	20	B	SA38-160B-AE	63.5L x 15D x 15.25H	2.7	15	15,800	15,077	R-404A	15.8	25
NAWD225RL7	4.7	6.3	15	B	SA38-160-AE	63.5L x 15D x 15.25H	2.7	15	15,800	15,077	R-404A	9.0	15
NAWD300RL4	16.0	22.2	35	B	SA48-212B-AE	81.5L x 15D x 15.25H	3.6	15	20,900	19,935	R-404A	25.8	40
NAWD300RL3	10.4	15.2	25	B	SA48-212B-AE	81.5L x 15D x 15.25H	3.6	15	20,900	19,935	R-404A	18.8	25
NAWD300RL7	4.7	8.5	15	B	SA48-212B-AE	81.5L x 15D x 15.25H	3.6	15	20,900	19,935	R-404A	12.1	15
NAWD325RL4	20.0	27.2	45	B	SA48-212B-AE	81.5L x 15D x 15.25H	3.6	15	22,900	21,935	R-404A	30.8	50
NAWD325RL3	14.9	20.8	35	B	SA48-212B-AE	81.5L x 15D x 15.25H	3.6	15	22,900	21,935	R-404A	24.4	35
NAWD325RL7	5.1	9.0	15	B	SA48-212B-AE	81.5L x 15D x 15.25H	3.6	15	22,900	21,935	R-404A	12.6	15
NAWD400RL4	26.4	36.0	60	CC	SA68-318B-AE	117.5L x 15D x 15.25H	5.4	15	33,500	32,053	R-404A	41.4	65
NAWD400RL3	15.8	22.8	35	CC	SA68-318B-AE	117.5L x 15D x 15.25H	5.4	15	33,500	32,053	R-404A	28.2	40
NAWD400RL7	7.7	11.4	15	CC	SA68-318B-AE	117.5L x 15D x 15.25H	5.4	15	33,500	32,053	R-404A	16.8	20
NAWD500RL4	33.7	45.1	75	CC	SA68-390B-AE	117.5L x 15D x 15.25H	5.4	15	34,853	33,406	R-404A	50.5	80
NAWD500RL3	18.7	26.4	45	CC	SA68-390B-AE	117.5L x 15D x 15.25H	5.4	15	34,853	33,406	R-404A	31.8	50

**USE MCA & MAX FUSE VALUES FOR 2 PT ELECTRICAL CONNECTIONS

SINGLE POINT ELECTRICAL DATA

Remote Refrigeration Rack



Rack	Dimension "W"	Dimension "X"	Dimension "Y"	Dimension "Z"
Rack "A"	42" Deep	19" High	26-3/4" Wide	35" Deep
Rack "B"	48" Deep	22" High	36-1/2" Wide	37-1/4" Deep
Rack "C"	72-1/8" Deep	34" High	32" Wide	56-1/4" Deep
Rack "CC"	63-11/16" Deep	31" High	46-3/4" Wide	48-3/4" Deep
Rack "D"	72-1/16" Deep	44" High	67" Wide	54-1/2" Deep
Rack "E"	75-1/8" Deep	41-1/4" High	42-1/4" Wide	58" Deep
Rack "S"	59-1/2" Deep	25-1/4" High	36-1/2" Wide	49" Deep

Dimensions Include Optional Hood

WITH OPTIONAL LEGS, ADD 4"
TO DIMENSION "X".

Air Cooled, Welded Hermetic Refrigeration Systems
-10°F Operating Temperature -- 100°F Ambient Temperature
 Condensing Unit/Unit Cooler Balance
 20 Hour Run Time

CONDENSING UNIT

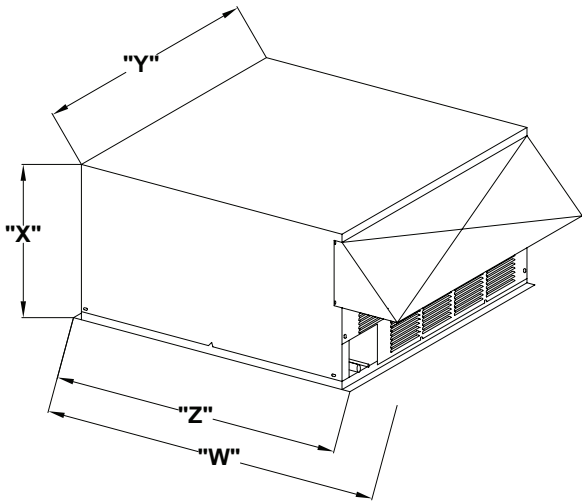
ELECTRIC DEFROST UNIT COOLER

MODEL NUMBER	COMP RLA	COND UNIT MCA**	C.U. MAX FUSE**	RACK SIZE	MODEL NUMBER	SIZE	COIL MCA** HTRS**	COIL MAX FUSE**	UNADJUSTED BTU/HOUR	AVAILABLE BTU/HOUR	REFRIG	SYSTEM MCA	SYSTEM MAX FUSE
LAWD100RL4	11.4	15.4	25	A	SE26-60B-DE	41.5L x 15D x 15.25H	7.0	15	5,377	4,733	R-404A	15.9	25
LAWD100RL3	7.0	9.8	15	A	SE26-60B-DE	41.5L x 15D x 15.25H	7.0	15	5,377	4,733	R-404A	10.8	15
LAWD150RL4	20.0	26.1	45	A	SE26-75B-DE	41.5L x 15D x 15.25H	7.0	15	5,547	4,903	R-404A	27.0	45
LAWD150RL3	14.9	19.7	30	A	SE26-75B-DE	41.5L x 15D x 15.25H	7.0	15	5,547	4,903	R-404A	20.6	35
LAWD200RL4	16.7	23.1	35	B	SE26-92B-DE	45.5L x 15D x 15.25H	8.7	15	8,438	7,726	R-404A	24.0	40
LAWD200RL3	10.2	15.0	25	B	SE26-92B-DE	45.5L x 15D x 15.25H	8.7	15	8,438	7,726	R-404A	15.9	25
LAWD250RL4	20.5	27.8	45	B	SE36-120B-DE	63.5L x 15D x 15.25H	13.0	15	10,839	9,771	R-404A	29.2	45
LAWD250RL3	12.3	17.6	25	B	SE36-120B-DE	63.5L x 15D x 15.25H	13.0	15	10,839	9,771	R-404A	18.9	30
LAWD250RL7	6.6	10.9	15	B	SE36-120B-DE	63.5L x 15D x 15.25H	13.0	15	10,839	9,771	R-404A	12.9	15
LASD250RL4	16.4	21.7	35	B	SE26-92B-DE	45.5L x 15D x 15.25H	8.7	15	9,781	9,070	R-404A	22.6	35
LASD250RL3	11.1	15.1	25	B	SE26-92B-DE	45.5L x 15D x 15.25H	8.7	15	9,781	9,070	R-404A	16.0	25
LASD300RL4	20.7	27.0	45	B	SE36-120B-DE	63.5L x 15D x 15.25H	13.0	15	11,696	10,628	R-404A	28.4	45
LASD300RL3	14.2	19.0	30	B	SE36-120B-DE	63.5L x 15D x 15.25H	13.0	15	11,696	10,628	R-404A	20.3	30
LASD300RL7	7.1	9.3	15	B	SE36-120B-DE	63.5L x 15D x 15.25H	13.0	15	11,696	10,628	R-404A	10.7	15
LASD350RL4	26.8	35.7	60	B	SE46-164B-DE	81.5L x 15D x 15.25H	17.4	20	14,485	13,062	R-404A	37.5	60
LASD350RL3	15.0	21.0	35	B	SE46-164B-DE	81.5L x 15D x 15.25H	17.4	20	14,485	13,062	R-404A	22.8	35
LASD400RL4	31.8	42.0	70	B	SE46-185B-DE	81.5L x 15D x 15.25H	17.4	20	17,258	14,654	R-404A	43.8	75
LASD400RL3	21.4	29.0	50	B	SE46-185B-DE	81.5L x 15D x 15.25H	17.4	20	17,258	14,654	R-404A	30.8	50
LASD500RL3	23.9	32.0	55	B	SE56-210B-EE	99.5L x 15D x 15.25H	18.8	20	20,223	18,444	R-404A	34.3	55
LASD500RL7	9.3	22.2	25	B	SE56-210B-EE	99.5L x 15D x 15.25H	18.8	20	20,223	18,444	R-404A	22.2	25

**USE MCA & MAX FUSE VALUES FOR 2 PT ELECTRICAL CONNECTIONS

SINGLE POINT ELECTRICAL DATA

Remote Refrigeration Rack



Rack	Dimension "W"	Dimension "X"	Dimension "Y"	Dimension "Z"
Rack "A"	42" Deep	19" High	26-3/4" Wide	35" Deep
Rack "B"	48" Deep	22" High	36-1/2" Wide	37-1/4" Deep
Rack "C"	72-1/8" Deep	34" High	32" Wide	56-1/4" Deep
Rack "CC"	63-11/16" Deep	31" High	46-3/4" Wide	48-3/4" Deep
Rack "D"	72-1/16" Deep	44" High	67" Wide	54-1/2" Deep
Rack "E"	75-1/8" Deep	41-1/4" High	42-1/4" Wide	58" Deep
Rack "S"	59-1/2" Deep	25-1/4" High	36-1/2" Wide	49" Deep

Dimensions Include Optional Hood

WITH OPTIONAL LEGS, ADD 4"
TO DIMENSION "X".

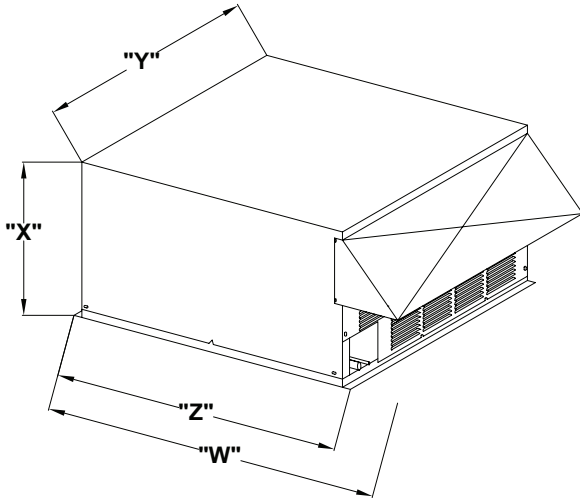
Air Cooled, Accessible Hermetic Refrigeration Systems
-10°F Operating Temperature -- 100°F Ambient Temperature
 Condensing Unit/Unit Cooler Balance
 20 Hour Run Time

CONDENSING UNIT

ELECTRIC DEFROST UNIT COOLER

MODEL NUMBER	COMP RLA	COND UNIT MCA**	C.U. MAX FUSE**	RACK SIZE	MODEL NUMBER	SIZE	COIL MCA**	COIL MAX FUSE**	UNADJUSTED BTU/HOUR	AVAILABLE BTU/HOUR	REFRIG	SYSTEM MCA	SYSTEM MAX FUSE
LAAD75RL4	5.6	7.9	15	A	SE16-41B-DE	27.5L x 15D x 15.25H	4.4	15	3,196	2,840	R-404A	8.4	15
LAAD75RL3	3.2	4.9	15	A	SE16-41B-DE	27.5L x 15D x 15.25H	4.4	15	3,196	2,840	R-404A	5.2	15
LAAD100RL4	6.9	9.5	15	A	SE16-46B-DE	27.5L x 15D x 15.25H	4.4	15	4,027	3,671	R-404A	10.0	15
LAAD100RL3	4.6	6.6	15	A	SE16-46B-DE	27.5L x 15D x 15.25H	4.4	15	4,027	3,671	R-404A	7.1	15
LAAD100RL7	2.1	3.07	15	A	SE16-46B-DE	27.5L x 15D x 15.25H	4.4	15	4,027	3,671	R-404A	3.5	15
LAAD150RL4	9.9	14.1	20	B	SE26-60B-DE	41.5L x 15D x 15.25H	7.0	15	5,857	5,214	R-404A	15.0	20
LAAD150RL3	6.6	10.0	15	B	SE26-60B-DE	41.5L x 15D x 15.25H	7.0	15	5,857	5,214	R-404A	11.0	15
LAAD200RL4	14.7	20.1	35	B	SE26-92B-DE	45.5L x 15D x 15.25H	8.7	15	8,073	7,361	R-404A	20.0	35
LAAD200RL3	7.4	11.0	15	B	SE26-92B-DE	45.5L x 15D x 15.25H	8.7	15	8,073	7,361	R-404A	12.0	15
LAAD200RL7	3.9	5.7	15	B	SE26-92B-DE	45.5L x 15D x 15.25H	8.7	15	7,743	7,031	R-404A	6.7	15
LAAD300RL1	16.7	23.0	35	B	SE36-140B-DE	63.5L x 15D x 15.25H	13.0	15	12,530	11,463	R-404A	24.0	40
LAAD300RL3	12.8	18.2	30	B	SE36-140B-DE	63.5L x 15D x 15.25H	13.0	15	12,530	11,463	R-404A	19.6	30
LADD400RL3	16.8	25.1	40	C	SE46-185B-DE	81.5L x 15D x 15.25H	17.4	20	17,551	16,128	R-404A	26.9	40
LADD400RL7	8.1	12.2	20	C	SE46-185B-DE	81.5L x 15D x 15.25H	17.4	20	17,551	16,128	R-404A	14.0	20
LADD500RL3	26.3	37.0	60	C	SE56-210B-EE	99.5L x 15D x 15.25H	21.7	20	21,355	19,576	R-404A	39.2	65
LADD500RL7	10.2	14.8	25	C	SE56-210B-EE	99.5L x 15D x 15.25H	21.7	20	21,355	19,576	R-404A	17.4	25
LADD600RL3	28.8	40.1	65	C	SE66-245B-EE	117.5L x 15D x 15.25H	21.7	25	24,421	22,286	R-404A	42.8	70
LADD600RL7	10.2	14.9	25	C	SE66-245B-EE	117.5L x 15D x 15.25H	21.7	25	24,421	22,286	R-404A	17.6	25
LADD750RL3	31.5	43.5	70	E	SE56-210B-EE	(2)99.5L x 15D x 15.25H	18.8 ea.	20 ea.	36,583	33,025	R-404A	48.0	75
LADD750RL7	16.1	22.2	35	E	SE56-210B-EE	(2)99.5L x 15D x 15.25H	18.8 ea.	20 ea.	36,583	33,025	R-404A	26.7	40

Remote Refrigeration Rack



Rack	Dimension "W"	Dimension "X"	Dimension "Y"	Dimension "Z"
Rack "A"	42" Deep	19" High	26-3/4" Wide	35" Deep
Rack "B"	48" Deep	22" High	36-1/2" Wide	37-1/4" Deep
Rack "C"	72-1/8" Deep	34" High	32" Wide	56-1/4" Deep
Rack "CC"	63-11/16" Deep	31" High	46-3/4" Wide	48-3/4" Deep
Rack "D"	72-1/16" Deep	44" High	67" Wide	54-1/2" Deep
Rack "E"	75-1/8" Deep	41-1/4" High	42-1/4" Wide	58" Deep
Rack "S"	59-1/2" Deep	25-1/4" High	36-1/2" Wide	49" Deep

Dimensions Include Optional Hood

WITH OPTIONAL LEGS, ADD 4"
TO DIMENSION "X".

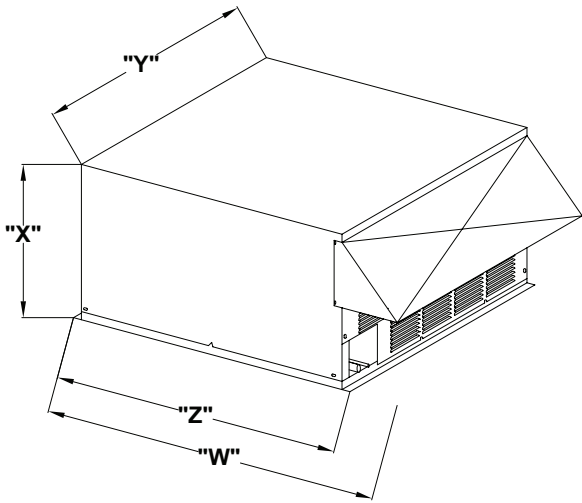
Air Cooled, Welded Hermetic Refrigeration Systems
-20°F Operating Temperature -- 100°F Ambient Temperature
 Condensing Unit/Unit Cooler Balance
 20 Hour Run Time

CONDENSING UNIT

ELECTRIC DEFROST UNIT COOLER

MODEL NUMBER	COMP RLA	COND UNIT MCA**	C.U. MAX FUSE**	RACK SIZE	MODEL NUMBER	SIZE	COIL MCA** HTRS**	COIL MAX FUSE**	UNADJUSTED BTU/HOUR	AVAIL-ABLE BTU/HOUR	REFRIG	SYSTEM MCA	SYSTEM MAX FUSE
XAWD200RL4	16.7	23.0	35	B	SE26-75B-DE	41.5L x 15D x 15.25H	7.0	15	5,859	5,216	R-404A	24.0	40
XAWD200RL3	10.2	15.0	25	B	SE26-75B-DE	41.5L x 15D x 15.25H	7.0	15	5,859	5,216	R-404A	16.0	25
XAWD250RL4	20.5	27.8	45	B	SE26-92B-DE	45.5L x 15D x 15.25H	8.7	15	7,664	6,952	R-404A	28.7	45
XAWD250RL3	12.3	17.6	25	B	SE26-92B-DE	45.5L x 15D x 15.25H	8.7	15	7,664	6,952	R-404A	18.5	30
XAWD250RL7	6.6	10.9	15	B	SE26-92B-DE	45.5L x 15D x 15.25H	8.7	15	7,664	6,952	R-404A	11.9	15
XASD250RL4	16.4	21.7	35	B	SE26-92B-DE	45.5L x 15D x 15.25H	8.7	15	8,077	7,366	R-404A	22.6	35
XASD250RL3	11.1	15.0	25	B	SE26-92B-DE	45.5L x 15D x 15.25H	8.7	15	8,077	7,366	R-404A	16.0	25
XASD300RL4	20.7	27.0	45	B	SE36-120B-DE	63.5L x 15D x 15.25H	13.0	15	9,638	8,571	R-404A	28.4	45
XASD300RL3	14.2	18.9	30	B	SE36-120B-DE	63.5L x 15D x 15.25H	13.0	15	9,638	8,571	R-404A	20.2	30
XASD350RL4	26.8	35.7	6065	B	SE36-140B-DE	63.5L x 15D x 15.25H	13.0	15	11,505	10,437	R-404A	37.0	60
XASD350RL3	15.0	21.0	35	B	SE36-140B-DE	63.5L x 15D x 15.25H	13.0	15	11,505	10,437	R-404A	22.3	35
XASD400RL4	31.8	41.9	70	B	SE46-164B-DE	81.5L x 15D x 15.25H	17.4	20	13,905	12,481	R-404A	43.7	75
XASD400RL3	21.4	28.9	50	B	SE46-164B-DE	81.5L x 15D x 15.25H	17.4	20	13,905	12,481	R-404A	30.7	50
XASD500RL3	23.9	32.0	55	B	SE46-185B-DE	81.5L x 15D x 15.25H	17.4	20	16,506	15,083	R-404A	33.8	55
XASD500RL7	9.3	14.2	20	B	SE46-185B-DE	81.5L x 15D x 15.25H	17.4	20	16,506	15,083	R-404A	16.2	25

Remote Refrigeration Rack



Rack	Dimension "W"	Dimension "X"	Dimension "Y"	Dimension "Z"
Rack "A"	42" Deep	19" High	26-3/4" Wide	35" Deep
Rack "B"	48" Deep	22" High	36-1/2" Wide	37-1/4" Deep
Rack "C"	72-1/8" Deep	34" High	32" Wide	56-1/4" Deep
Rack "CC"	63-11/16" Deep	31" High	46-3/4" Wide	48-3/4" Deep
Rack "D"	72-1/16" Deep	44" High	67" Wide	54-1/2" Deep
Rack "E"	75-1/8" Deep	41-1/4" High	42-1/4" Wide	58" Deep
Rack "S"	59-1/2" Deep	25-1/4" High	36-1/2" Wide	49" Deep

Dimensions Include Optional Hood

WITH OPTIONAL LEGS, ADD 4"
TO DIMENSION "X".

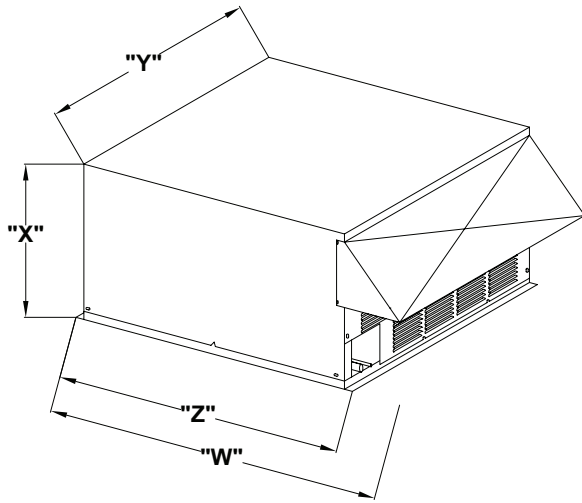
Air Cooled, Accessible Hermetic Refrigeration Systems
-20°F Operating Temperature -- 100°F Ambient Temperature
 Condensing Unit/Unit Cooler Balance
 20 Hour Run Time

CONDENSING UNIT

ELECTRIC DEFROST UNIT COOLER

MODEL NUMBER	COMP RLA	COND UNIT MCA**	C.U. MAX FUSE**	RACK SIZE	MODEL NUMBER	SIZE	COIL MCA** HTRS**	COIL MAX FUSE**	UNADJUSTED BTU/HOUR	AVAILABLE BTU/HOUR	REFRIG	SYSTEM MCA	SYSTEM MAX FUSE
XAAD75RL4	5.6	7.9	15	A	SE16-36B-DE	27.5L x 15D x 15.25H	4.4	15	2,401	2,045	R-404A	8.4	15
XAAD75RL3	3.2	4.9	15	A	SE16-36B-DE	27.5L x 15D x 15.25H	4.4	15	2,401	2,045	R-404A	5.3	15
XAAD100RL4	6.9	9.5	15	A	SE16-41B-DE	27.5L x 15D x 15.25H	4.4	15	3,095	2,740	R-404A	10.0	15
XAAD100RL3	4.6	6.6	15	A	SE16-41B-DE	27.5L x 15D x 15.25H	4.4	15	3,095	2,740	R-404A	7.0	15
XAAD150RL4	9.9	14.1	20	B	SE26-60B-DE	41.5L x 15D x 15.25H	7.0	15	4,601	3,958	R-404A	15.1	20
XAAD150RL3	6.6	10.0	15	B	SE26-60B-DE	41.5L x 15D x 15.25H	7.0	15	4,601	3,958	R-404A	10.8	15
XAAD200RL4	14.7	20.1	30	B	SE26-75B-DE	41.5L x 15D x 15.25H	7.0	15	6,005	5,362	R-404A	21.1	35
XAAD200RL3	7.4	10.9	15	B	SE26-75B-DE	41.5L x 15D x 15.25H	7.0	15	6,005	5,362	R-404A	11.8	15
XAAD300RL1	16.7	23.0	35	B	SE36-120B-DE	45.5L x 15D x 15.25H	13.0	15	9,057	7,990	R-404A	24.4	40
XAAD300RL3	12.8	18.2	30	B	SE36-120B-DE	45.5L x 15D x 15.25H	13.0	15	9,057	7,990	R-404A	19.5	30
XADD400RL3	16.8	25.1	40	C	SE46-164B-DE	81.5L x 15D x 15.25H	17.4	20	13,308	11,884	R-404A	27.1	40
XADD400RL7	8.1	12.2	20	C	SE46-164B-DE	81.5L x 15D x 15.25H	17.4	20	13,308	11,884	R-404A	14.2	20
XADD500RL3	26.3	37.0	60	C	SE46-185B-DE	81.5L x 15D x 15.25H	17.4	20	16,369	14,946	R-404A	39.0	65
XADD500RL7	10.2	14.9	25	C	SE46-185B-DE	81.5L x 15D x 15.25H	17.4	20	16,369	14,946	R-404A	16.9	25
XADD600RL3	28.8	40.1	65	C	SE56-210B-DE	99.5L x 15D x 15.25H	21.7	20	18,988	17,209	R-404A	42.4	70
XADD600RL7	10.2	14.9	20	C	SE56-210B-DE	99.5L x 15D x 15.25H	21.7	20	18,978	17,209	R-404A	17.1	25
XADD750RL3	31.5	43.5	75	E	(2)SE46-185B-DE	(2)81.5L x 15D x 15.25H	17.4 ea.	20 ea.	27,853	25,006	R-404A	47.5	75

Remote Refrigeration Rack



Rack	Dimension "W"	Dimension "X"	Dimension "Y"	Dimension "Z"
Rack "A"	42" Deep	19" High	26-3/4" Wide	35" Deep
Rack "B"	48" Deep	22" High	36-1/2" Wide	37-1/4" Deep
Rack "C"	72-1/8" Deep	34" High	32" Wide	56-1/4" Deep
Rack "CC"	63-11/16" Deep	31" High	46-3/4" Wide	48-3/4" Deep
Rack "D"	72-1/16" Deep	44" High	67" Wide	54-1/2" Deep
Rack "E"	75-1/8" Deep	41-1/4" High	42-1/4" Wide	58" Deep
Rack "S"	59-1/2" Deep	25-1/4" High	36-1/2" Wide	49" Deep

Dimensions Include Optional Hood

WITH OPTIONAL LEGS, ADD 4"
TO DIMENSION "X".

Air Cooled, Accessible Hermetic Refrigeration Systems
+35° Operating Temperature -- 100°F Ambient Temperature
 Condensing Unit/Unit Cooler Balance
 16 Hour Run Time

CONDENSING UNIT

UNIT COOLER

MODEL NUMBER	COMP RLA	COND UNIT MCA**	C.U. MAX FUSE**	RACK SIZE	MODEL NUMBER	SIZE	COIL MCA**	COIL MAX FUSE**	UNADJUSTED BTU/HOUR	AVAILABLE BTU/HOUR	REFRIG	SYSTEM MCA	SYSTEM MAX FUSE
NAAD75RL4	5.4	7.6	15	A	SA18-53B-AE	27.5L x 15D x 15.25H	.9	15	5,550	5,304	R-404A	8.5	15
NAAD75RL3	3.0	4.6	15	A	SA18-53B-AE	27.5L x 15D x 15.25H	.9	15	5,550	5,304	R-404A	5.5	15
NAAD100RL4	7.4	10.1	15	A	SA28-76B-AE	41.5L x 15D x 15.25H	1.8	15	7,760	7,278	R-404A	11.9	15
NAAD100RL3	4.3	6.2	15	A	SA28-76B-AE	41.5L x 15D x 15.25H	1.8	15	7,760	7,278	R-404A	8.0	15
NAAD100RL7	2.0	2.9	15	A	SA28-76B-AE	41.5L x 15D x 15.25H	1.8	15	7,760	7,278	R-404A	4.7	15
NAAD150RL4	7.5	11.1	15	B	SA28-106B-AE	45.5L x 15D x 15.25H	1.8	15	9,860	9,378	R-404A	12.9	20
NAAD150RL3	4.3	7.1	15	B	SA28-106B-AE	45.5L x 15D x 15.25H	1.8	15	9,860	9,378	R-404A	8.9	15
NAAD200RL4	10.6	14.5	25	B	SA28-134B-AE	45.5L x 15D x 15.25H	1.8	15	14,400	13,918	R-404A	16.3	25
NAAD200RL3	6.8	9.7	15	B	SA28-134B-AE	45.5L x 15D x 15.25H	1.8	15	14,400	13,918	R-404A	11.5	15
NAAD200RL7	3.5	4.8	15	B	SA38-195B-AE	45.5L x 15D x 15.25H	2.7	15	16,800	16,077	R-404A	7.5	15
NAAD300RL3	12.4	17.7	30	B	SA48-264B-AE	81.5L x 15D x 15.25H	3.6	15	24,800	23,836	R-404A	21.3	30
NAAD300RL7	5.8	9.9	15	B	SA48-264B-AE	81.5L x 15D x 15.25H	3.6	15	24,800	23,836	R-404A	13.5	15
NADD500RL3	22.3	32.0	50	C	SA48-212B-AE	(2)81.5L x 15D x 15.25H	3.6 ea.	15	42,792	40,863	R-404A	39.2	60
NADD500RL7	10.4	15.1	20	C	SA48-212B-AE	(2)81.5L x 15D x 15.25H	3.6 ea.	15	42,792	40,863	R-404A	22.3	30
NADD750RL3	32.0	45.4	75	E	SA66-345B-AE	(2)117.5L x 15D x 15.25H	5.4 ea.	15	65,100	62,207	R-404A	50.8	80
NADD750RL7	14.1	20.3	30	E	SA66-345B-AE	(2)117.5L x 15D x 15.25H	5.4 ea.	15	65,100	62,207	R-404A	25.7	35

REMOTE REFRIGERATION MODEL NUMBER NOMENCLATURE

N A W D 100 R L 3 -

Room Temperature
 NE = +34°/+28° Electric Defrost
 L = -10°
 N = +38°/+35°
 F = 0°
 X = -20°

A = Air Cooled
 W = Water cooled

Condensing Unit Body
 A = Accessible Hermetic
 W = Welded Hermetic
 D = Discus
 S = Scroll

Refrigerant
 D = R-404A
 E = R-134a

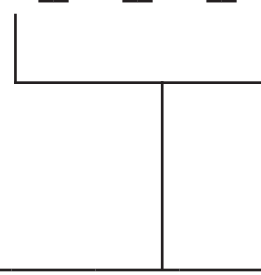
System Size*

50 Series	325 Series
75 Series	350 Series
100 Series	400 Series
125 Series	500 Series
150 Series	600 Series
200 Series	700 Series
225 Series	750 Series
250 Series	1000 Series
300 Series	

R = Remote System

Evaporator Coil Type
 L = Low Profile
 NC = No Coil
 M = Medium Profile
 CC = Center Ceiling Coil
 LV = Low Velocity
 RI = Reach-in
 SC = Slim Contour

Condensing Unit Voltage
 0 = 115/1/60
 1 = 230/1/60
 2 = 208/1/60
 3 = 208-230/3/60
 4 = 208-230/1/60
 5 = 220/1/50
 6 = 380/3/50
 7 = 460/3/60



OPTIONS
 # = UL Approved All Weather Hood
 & = UL Approved All Weather Hood
 D = Cap/Membrane Roof Adapter
 A = 0°F and Up Ambient Control Kit "D" & "E"
 B = 0°F to -20° Ambient Control Kit "H" & "I"
 C = -21°F to -45° Ambient Control Kit "F" & "G"
 F = Heat Exchanger
 G = High Throw Fan Guard/s (installed)
 V = Vibrasorber (Indicates 1 on Suction Line)
 1 = 5' Pre-Charged Lines
 2 = 10' Pre-Charged Lines
 3 = 15' Pre-Charged Lines
 4 = 20' Pre-Charged Lines
 5 = 25' Pre-Charged Lines
 6 = 30' Pre-Charged Lines
 7 = 35' Pre-Charged Lines
 8 = 40' Pre-Charged Lines
 9 = 45' Pre-Charged Lines
 0 = 50' Pre-Charged Lines
 NOTE: All pre-charged systems are 300 series MAX
 U = Rack
 R = C.P.R. Valve
 X = Pressure Relief Valve
 H = Hand Valve
 J = Suction Accumulator
 P = Pre-wired
 K = Harness Interconnected
 L = Phase/Voltage Monitor
 M = Enviro-Controller
 N = XDX Valve Assembly
 O = Oil Separator
 Z = Fused Disconnect
 E = EXPORT CRATE =(ISPM15 APPROVED)

General:

Condensing units shall be accessible hermetic or welded hermetic with air cooled or optional water cooled condenser. Condensing units shall be factory assembled and UL listed. Evaporators shall be forced air type designed for ceiling installation. Air discharge shall be parallel to the walk-in ceiling. Fan motors, guards, multi-fin and tube-type coil shall be housed in heavy gauge aluminum housing. Unit shall have drain pan with suitable drain pipe connection. Freezer evaporators shall have an automatic electric defrost system including heaters, time clock, defrost end and fan delay control and heated drain pan. Defrost shall be time initiated and temperature terminated with built-in fail-safe control. All cooler systems are equipped with an "off cycle" timer to maximize heat transfer and maintain optimum energy efficiency. Evaporators shall be U.L. listed and be available in Lo Profile design.

Split-Pak™ Pre-Assembled Remote Systems:

Pre-assembled systems shall be furnished for remote condensing unit installations using the basic components described under the general section. Condensing unit shall be factory mounted to a galvanized steel rack. Rack is to include a control box enclosing factory pre-wired pressure controls and contactor for three phase units. Optional condensing unit housing and low ambient controls for the specific application shall be factory installed. Liquid line filter drier, sight glass, expansion valve and temperature control shall be factory installed. A time clock housed in an enclosure shall be provided loose, for field installation. The systems shall be designed to require no evaporator/condensing unit inter-wiring. Field provided two point electrical connection and refrigerant piping shall be required. Optional pre-charged systems and Line sets shall be available up to 300 Series and up to 50 ft. maximum length using quick connect refrigerant line fittings.

Specifications subject to change.

* Not all system sizes are available in all condensing unit bodies. Consult Factory for specific availabilities.



Revision Date: 08/15
 © 2015 NOR-LAKE, INC.
 Printed in the U.S.A.
 Part Number: 101500