



# BEVERAGE-AIR

Project: \_\_\_\_\_

AIA#

Item: \_\_\_\_\_

Location: \_\_\_\_\_

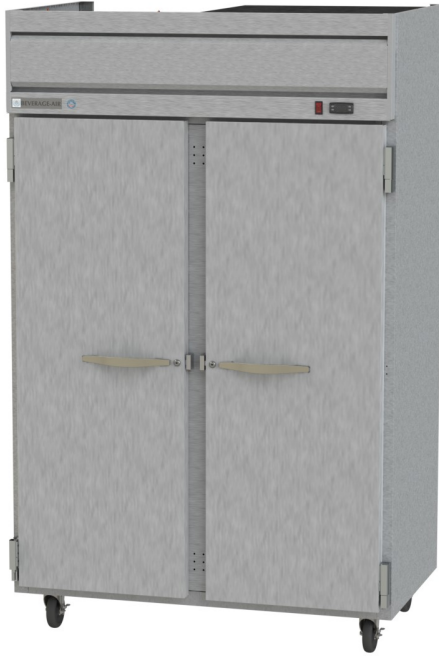
SIS#

Approved: \_\_\_\_\_

## HRS HORIZON REFRIGERATOR

**MODELS:  
HRS2-1S**

### HRS2 Solid Door Top Mount Reach-In Refrigerator



**HRS2-1S**

**3 Year Parts/Labor Warranty  
Additional 2 Year Compressor Warranty**

#### CABINET CONSTRUCTION

- Exterior is stainless steel front and gray painted sides
- Interior is stainless steel
- Full electronic control
- One piece grille
- LED interior light
- Self-closing doors with 120° stay-open feature, on cam-lift hinges
- Field reversible doors are easily removed for service and cleaning
- Magnetic gasket attached to each door for positive seal
- Door locks
- Anti-microbial door handles
- Three (3) heavy duty epoxy coated wire shelves per section
- 6" Heavy-duty casters, two (2) with brakes
- Maintains product temperatures between 36 - 38°F

#### OPTIONS & ACCESSORIES

- Solid doors with locks
- Glass and half glass doors
- Door locks
- Epoxy shelves, Clips
- Shelf slide
- Stainless steel breaker
- 6" Legs
- 3" Casters
- Remote option

#### REFRIGERATION SYSTEM

- Refrigeration system uses R134a refrigerant to comply with all environmental concerns
- Automatic, non-electric defrost
- Epoxy coated evaporator coil

**HRS2 Top Mount Reach-In: Horizon Series**



3779 Champion Blvd., Winston-Salem, NC 27105  
1-888-845-9800 Fax: 1-336-245-6453  
Beverage-Air.com sales@bevair.com



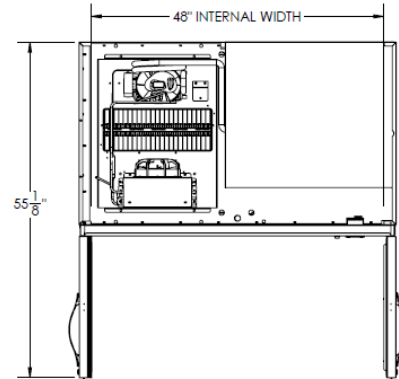
# BEVERAGE-AIR

| MODEL                            | HRS2-1S               |
|----------------------------------|-----------------------|
| <b>EXTERNAL DIMENSIONAL DATA</b> |                       |
| Width Overall                    | 52"                   |
| Depth Overall                    | 33 5/8"               |
| Height Overall with 6" Casters   | 84 1/2"               |
| Number of Doors                  | 2                     |
| Depth with Door Open 90 °        | 55 1/8"               |
| Door Opening (in)                | 21 5/8" x 61 5/8" (2) |
| Shelf Area (sq. in)              | 552 1/2"              |
| <b>INTERNAL DIMENSIONAL DATA</b> |                       |
| NET Capacity (cubic ft.)         | 46.88                 |
| Internal Width Overall (in)      | 48"                   |
| Internal Depth Overall (in)      | 26"                   |
| Internal Height Overall (in)     | 62                    |
| Number of Shelves                | 6                     |
| <b>ELECTRICAL DATA</b>           |                       |
| Full Load Amperes 115/60/1       | 49                    |
| <b>REFRIGERATION DATA</b>        |                       |
| Horsepower                       | 1/3                   |
| <b>WEIGHT DATA</b>               |                       |
| Gross Weight (Crated lbs)        | 506 lbs               |
| Height - Crated                  | 87"                   |
| Width - Crated                   | 54"                   |
| Depth - Crated                   | 36"                   |

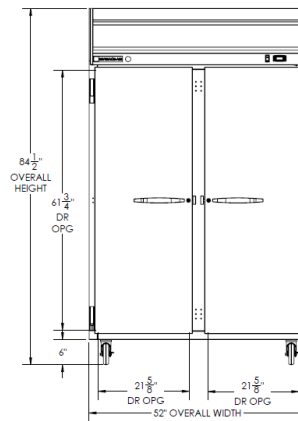
## Top Mount Reach-In Refrigerator

Model: HRS2-1S

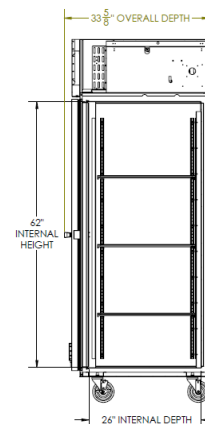
### Model Views



Plan View



Elevation View



Side View

### ELECTRICAL CONNECTION



115/60/1  
NEMA-5-15P

Units pre-wired at factory and include 8' long cord and plug set.



an Ali Group Company



The Spirit of Excellence

3779 Champion Blvd., Winston-Salem, NC 27105  
1-888-845-9800 Fax: 1-336-245-6453  
Beverage-Air.com sales@bevair.com