



STAINLESS STEEL
16 GA. EQUIPMENT STANDS



Item #: _____ Qty #: _____
 Model #: _____
 Project #: _____



Featuring as Standard:
“THE PROVEN”
 ORIGINAL ADVANCE TABCO
**Adjustable Undershelf
 with Die Cast Leg Clamp**

30" WIDE Model #	Overall Length	Approx. Weight	Approx. Cu. Ft.
ES-LS-3015-X	15"	27 lbs.	2
ES-LS-3018-X	18"	32 lbs.	2
ES-LS-302-X	24"	38 lbs.	3
ES-LS-303-X	36"	59 lbs.	4
ES-LS-304-X	48"	73 lbs.	5
ES-LS-305-X	60"	86 lbs.	7
ES-LS-306-X	72"	106 lbs.	8

Load Capacity = 600 lbs. Distributed Weight

FEATURES:

TOP is furnished with 1" hemmed edge splash on both sides. Front edge.
 Aluminum die cast "leg to shelf" clamp secures shelf to leg eliminating unsightly nuts and bolts.
 Undershelf is adjustable.

CONSTRUCTION:

All TIG welded. Exposed weld areas finished to match adjacent surfaces.
 Entire Top is mechanically polished to a satin finish and is sound deadened.
 Roll formed embossed galvanized hat channels are secured to top by means of structural adhesive and weld studs.
 Gussets welded to support hat sections.

MATERIAL:

TOP is 16 gauge, Type "430" Series stainless steel.
 SHELF is 18 gauge, Type "430" Series stainless steel.
 LEGS are 1 5/8" diameter stainless steel with stainless steel bullet feet.



**OPTIONAL CASTERS
 TA-25ES-X**

Set of 4 Supplied w/ 2 Brakes.
 (200 lbs. Load Capacity Per Caster)



Customer Service Available To Assist You 1-800-645-3166 8:30 am - 8:00 pm E.S.T.

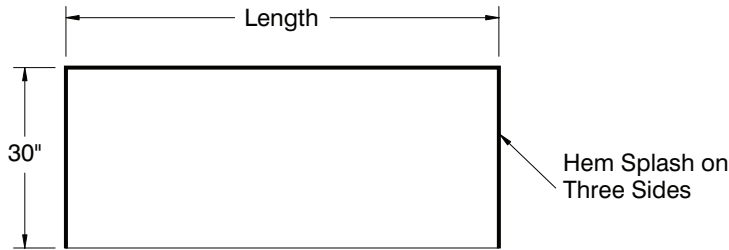
For Orders & Customer Service:
 Email: customer@advancetabco.com or Fax: 631-242-6900

For Smart Fabrication™ Quotes:
 Email: smartfab@advancetabco.com or Fax: 631-586-2933

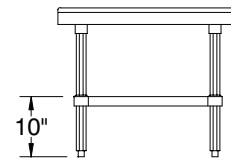
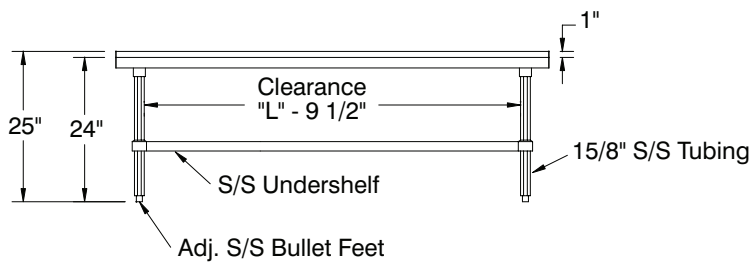
DETAILS and SPECIFICATIONS

TOL ± .500"

ALL DIMENSIONS ARE TYPICAL



24" Working Height



Mobile Unit

OPTIONAL CASTERS TA-25ES-X

Set of 4 Supplied w/ 2 Brakes.
(200 lbs. Load Capacity Per Caster)

